

# DB CLIP FASTENERS

## LOW PROFILE ARCHITECTURAL METAL FASTENERS



SIZE	DB PART #	HEAD SIZE	PT#	STD. CTN.	LBS. PER C	BRKN CTN	PRICE PER C FULL CTN	5 + CTNS
<b>SELF DRILL</b>								
#10-16 X 2" SELF DRILL	10N200TCXZ	#2 PHIL	3	3500	1.15	11.65	9.30	8.05
#12-14 X 1" SELF DRILL*	12N100TCXT/SQ-COMBO	#2 PHIL / SQ	3	4000	0.86	4.25	3.40	2.95
#12-24 X 1 1/2" SELF DRILL	12C150TC5Z/SQ-COMBO	#2 PHIL / SQ	5	2500	1.12	12.95	10.35	9.00
#12-14 X 1" ULTRA SS	12N100TCX/PHIL-ULTRA	#2 PHIL	3	4000	0.88	41.00	32.80	28.50

### SELF TAPPING

#10-12 X 1" SP	10N100SCXZ/A-SHARP	#2 PHIL	SP	3500	0.71	3.20	2.55	2.20
#10-12 X 1 1/2" SP	10N150SCXZ/A-SHARP	#2 PHIL	SP	2500	0.88	4.75	3.80	3.30
#10-12 x 2" SP	10N200SCXZ/A-SHARP	#2 PHIL	SP	2000	1.10	6.35	5.05	4.35
#12-11 X 1" TYPE "A"***	12N100SCXT/A-SQ-SERR	#2 SQUARE	A	4000	0.85	6.45	5.15	4.45
#12-11 X 1" TYPE "A" SS**	12N100SCX3/A-SQ-SERR	#2 SQUARE	A	5000	0.74	22.25	17.80	15.45

\*MAG COATED

\*\* W/ SERRATIONS


# PURLIN FASTENERS



DRILL POINT FOR USE IN HEAVY GAUGE STEEL UP TO 3/16" THICK

SIZE	PART NUMBER	HEAD SIZE	PT#	STD. CTN.	LBS. PER C	BRKN CTN	PRICE PER C FULL CTN	5 + CTNS
1 3/8"	PFC-1375	#3 SQUARE DRIVE	3	2500	1.10	22.70	18.15	15.75
2 3/4"	PFC-2750	#3 SQUARE DRIVE	3	1000	2.04	24.35	19.45	16.90
3 3/4"	PFC-3750	#3 SQUARE DRIVE	3	1000	2.74	44.50	35.60	30.95
4 3/4"	PFC-4750	#3 SQUARE DRIVE	3	1000	3.65	56.40	45.10	39.20
5 3/4"	PFC-5750	#3 SQUARE DRIVE	3	1000	4.18	71.35	57.05	49.60
6 3/4"	PFC-6750	#3 SQUARE DRIVE	3	1000	4.93	95.60	76.45	66.45
7 3/4"	PFC-7750	#3 SQUARE DRIVE	3	500	5.62	103.20	82.55	71.75

ONE (1) #3 SQUARE DRIVE BIT INCLUDED PER PACKAGE



# SIPTP & SIPLD

SIPTP - STRUCTURAL INSULATED PANEL FASTENERS THREAD POINT

SIPLD - STRUCTURAL INSULATED PANEL FASTENERS, LIGHT DUTY DRILL POINT

SIZE	SIPTP PART#	SIPLD PART#	STD. CTN.	LBS. PER C	BRKN CTN	PRICE PER C FULL CTN	5 + CTNS
2"	SIPTP-2000	N/A	500	2.02	39.40	31.50	27.35
2 1/2"	SIPTP-2500	N/A	500	2.42	40.65	32.50	28.25
3"	SIPTP-3000	SIPLD-3000	500	2.82	41.45	33.15	28.80
3 1/2"	SIPTP-3500	SIPLD-3500	500	3.22	45.50	36.40	31.65
4"	SIPTP-4000	SIPLD-4000	500	3.68	50.65	40.50	35.20
4 1/2"	SIPTP-4500	SIPLD-4500	500	4.02	61.10	48.85	42.45
5"	SIPTP-5000	SIPLD-5000	500	4.5	71.35	57.05	49.60
5 1/2"	SIPTP-5500	SIPLD-5500	500	4.88	78.60	62.85	54.65
6"	SIPTP-6000	SIPLD-6000	500	5.26	83.65	66.90	58.15
6 1/2"	SIPTP-6500	SIPLD-6500	500	5.64	94.50	75.60	65.70
7"	SIPTP-7000	SIPLD-7000	500	6.06	103.35	82.65	71.85
7 1/2"	SIPTP-7500	SIPLD-7500	500	6.46	112.45	89.95	78.20
8"	SIPTP-8000	SIPLD-8000	500	6.96	119.25	95.40	82.95
8 1/2"	N/A	SIPLD-8500	250	7.28	127.45	101.95	88.65
9"	SIPTP-9000	SIPLD-9000	250	7.76	133.60	106.85	92.90
10"	SIPTP-10000	SIPLD-10000	250	8.6	142.65	114.10	99.20

TWO (2) T-30 "6 LOBE" DRIVER BITS INCLUDED IN EACH PACKAGE.

LONGER LENGTHS AVAILABLE - CALL FOR PRICING

# SIPHD



SIPHD - STRUCTURAL INSULATED PANEL FASTENERS, HEAVY DUTY DRILL POINT 3/16" MAX

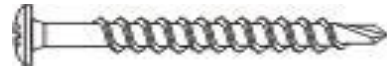
SIZE	DB PART#	PT #	STD. CTN.	LBS. PER C	BRKN CTN	PRICE PER C FULL CTN	5 + CTNS
6"	SIPHD-6000	3	500	6.34	97.50	78.00	67.80
8"	SIPHD-8000	3	250	8.36	147.90	118.30	102.85
9 3/4"	SIPHD-9750	3	250	10.08	157.90	126.30	109.80
11 3/4"	SIPHD-11750	3	250	12.00	172.50	138.00	120.00
13 3/4"	SIPHD-13750	3	250	15.44	198.40	158.70	138.00

TWO (2) T-30 "6 LOBE" DRIVER BITS INCLUDED IN EACH PACKAGE.



# TRUFAST ROOFING FASTENERS

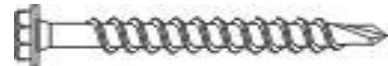
## DP #12 Drill Point



16 GAUGE OR THINNER AND WOOD

SIZE	DB PART #	HEAD SIZE	PT#	STD. CTN.	LBS. PER C	PRICE PER C		
						BRKN CTN	FULL CTN	5 + CTNS
1 5/8"	DP-1625	#3 PHILL TRUSS	1	1000	1.18	10.50	8.40	7.30
2 1/4"	DP-2250	#3 PHILL TRUSS	1	1000	1.62	12.60	10.05	8.70
2 7/8"	DP-2875	#3 PHILL TRUSS	1	1000	1.97	14.85	11.85	10.30
3 1/4"	DP-3250	#3 PHILL TRUSS	1	1000	2.15	17.45	13.95	12.10
3 3/4"	DP-3750	#3 PHILL TRUSS	1	1000	2.46	20.10	16.05	13.95
4 1/2"	DP-4500	#3 PHILL TRUSS	1	1000	2.88	24.40	19.50	16.95
5"	DP-5000	#3 PHILL TRUSS	1	1000	3.15	28.65	22.90	19.90
6"	DP-6000	#3 PHILL TRUSS	1	1000	3.71	35.45	28.35	24.65
7"	DP-7000	#3 PHILL TRUSS	1	500	4.18	52.90	42.30	36.75
8"	DP-8000	#3 PHILL TRUSS	1	500	4.78	64.00	51.20	44.50

## DPH #12 Drill Point



16 GAUGE OR THINNER AND WOOD

SIZE	DB PART #	HEAD SIZE	PT#	STD. CTN.	LBS. PER C	PRICE PER C		
						BRKN CTN	FULL CTN	5 + CTNS
1 5/8"	DPH-1625	HWH	1	1000	1.18	10.50	8.40	7.30
2 1/4"	DPH-2250	HWH	1	1000	1.62	12.60	10.05	8.70
2 7/8"	DPH-2780	HWH	1	1000	1.97	14.85	11.85	10.30
3 1/4"	DPH-3250	HWH	1	1000	2.15	17.45	13.95	12.10
3 3/4"	DPH-3750	HWH	1	1000	2.46	20.10	16.05	13.95
4 1/2"	DPH-4500	HWH	1	1000	2.88	24.40	19.50	16.95
5"	DPH-5000	HWH	1	1000	3.15	28.65	22.90	19.90
6"	DPH-6000	HWH	1	1000	3.71	35.45	28.35	24.65
7"	DPH-7000	HWH	1	500	4.18	52.90	42.30	36.75
8"	DPH-8000	HWH	1	500	4.78	64.00	51.20	44.50

## HD #14 HEAVY DUTY DRILL POINT



16 GAUGE OR THINNER AND WOOD

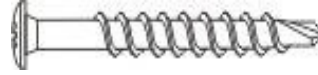
SIZE	DB PART #	HEAD SIZE	PT#	STD. CTN.	LBS. PER C	PRICE PER C		
						BRKN CTN	FULL CTN	5 + CTNS
1 1/2"	HD-1500	#3 PHILL TRUSS	1	1000	1.29	11.40	9.10	7.90
2"	HD-2000	#3 PHILL TRUSS	1	1000	1.55	12.40	9.90	8.60
2 1/2"	HD-2500	#3 PHILL TRUSS	1	1000	1.94	14.95	11.95	10.35
3"	HD-300	#3 PHILL TRUSS	1	1000	2.37	17.20	13.75	11.95
3 1/2"	HD-3500	#3 PHILL TRUSS	1	1000	2.87	22.65	18.10	15.70
4"	HD-4000	#3 PHILL TRUSS	1	1000	3.09	26.00	20.80	18.05
4 1/2"	HD-4500	#3 PHILL TRUSS	1	1000	3.36	30.15	24.10	20.95
5"	HD-5000	#3 PHILL TRUSS	1	1000	3.73	38.70	30.95	26.90
5 1/2"	HD-5500	#3 PHILL TRUSS	1	1000	4.08	41.35	33.05	28.70
6"	HD-6000	#3 PHILL TRUSS	1	1000	4.40	46.75	37.40	32.50
7"	HD-7000	#3 PHILL TRUSS	1	500	5.18	64.35	51.45	44.70
8"	HD-8000	#3 PHILL TRUSS	1	500	5.94	72.20	57.75	50.20
9"	HD-9000	#3 PHILL TRUSS	1	250	6.60	97.60	78.05	67.85
10"	HD-10000	#3 PHILL TRUSS	1	250	7.40	109.60	87.65	76.20
11"	HD-11000	#3 PHILL TRUSS	1	250	8.80	153.25	122.60	106.60
12"	HD-12000	#3 PHILL TRUSS	1	250	9.20	162.60	130.05	113.05



# HD-SS #14 HEAVY DUTY DRILL POINT

**STAINLESS STEEL \***

16 GAUGE OR THINNER AND WOOD



SIZE	DB PART #	HEAD SIZE	PT#	STD. CTN.	LBS. PER C	BRKN CTN	PRICE PER C FULL CTN	5 + CTNS
1 1/2"	HD-1500-SS	#3 PHILL TRUSS	1	1000	1.20	63.70	50.95	44.30
2"	HD-2000-SS	#3 PHILL TRUSS	1	1000	1.52	79.20	63.35	55.05
3"	HD-3000-SS	#3 PHILL TRUSS	1	1000	2.27	111.00	88.80	77.20
4"	HD-4000-SS	#3 PHILL TRUSS	1	1000	2.96	145.40	116.30	101.10
5"	HD-5000-SS	#3 PHILL TRUSS	1	1000	3.64	176.00	140.80	122.40
6"	HD-6000-SS	#3 PHILL TRUSS	1	1000	4.36	207.85	166.25	144.55
7"	HD-7000-SS	#3 PHILL TRUSS	1	500	2.55	251.45	201.15	174.90
8"	HD-8000-SS	#3 PHILL TRUSS	1	500	2.83	278.85	223.05	193.95
10"	HD-10000-SS	#3 PHILL TRUSS	1	250	3.52	350.45	280.35	243.75
12"	HD-12000-SS	#3 PHILL TRUSS	1	250	4.38	429.95	343.95	299.05

\*TRIMRITE STAINLESS STEEL IS MAGNETIC

# EHD #15 EXTRA HEAVY DUTY DRILL POINT

16 GAUGE OR THINNER, WOOD AND CONCRETE\*

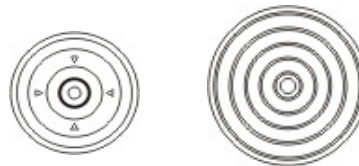


SIZE	DB PART #	HEAD SIZE	PT#	STD. CTN.	LBS. PER C	BRKN CTN	PRICE PER C FULL CTN	5 + CTNS
1 1/2"	HD-1500	#3 PHILL TRUSS	1	1000	1.29	11.40	9.10	7.90
2"	HD-2000	#3 PHILL TRUSS	1	1000	1.55	12.40	9.90	8.60
2 1/2"	HD-2500	#3 PHILL TRUSS	1	1000	1.94	14.95	11.95	10.35
3"	HD-300	#3 PHILL TRUSS	1	1000	2.37	17.20	13.75	11.95
3 1/2"	HD-3500	#3 PHILL TRUSS	1	1000	2.87	22.65	18.10	15.70
4"	HD-4000	#3 PHILL TRUSS	1	1000	3.09	26.00	20.80	18.05
4 1/2"	HD-4500	#3 PHILL TRUSS	1	1000	3.36	30.15	24.10	20.95
5"	HD-5000	#3 PHILL TRUSS	1	1000	3.73	38.70	30.95	26.90
5 1/2"	HD-5500	#3 PHILL TRUSS	1	1000	4.08	41.35	33.05	28.70
6"	HD-6000	#3 PHILL TRUSS	1	1000	4.40	46.75	37.40	32.50
7"	HD-7000	#3 PHILL TRUSS	1	500	5.18	64.35	51.45	44.70
8"	HD-8000	#3 PHILL TRUSS	1	500	5.94	72.20	57.75	50.20
9"	HD-9000	#3 PHILL TRUSS	1	250	6.60	97.60	78.05	67.85
10"	HD-10000	#3 PHILL TRUSS	1	250	7.40	109.60	87.65	76.20
11"	HD-11000	#3 PHILL TRUSS	1	250	8.80	153.25	122.60	106.60
12"	HD-12000	#3 PHILL TRUSS	1	250	9.20	162.60	130.05	113.05

\*PREDRILL REQUIRED IN CONCRETE

# PLATES - METAL

26 GAUGE GALVALUME PLATED



SIZE	DESCRIPTION	DB PART #	STD. CTN.	LBS. PER C	BRKN CTN	PRICE PER C FULL CTN	5 + CTNS
2"	GALVANIZED METAL SEAM PLATE	MP-2-TF	1000	2.70	21.75	17.40	15.10
2"	BARBED METAL SEAM PLATE	MPB-2-TF	1000	2.80	22.95	18.35	15.95
2.4"	BARBED METAL SEAM PLATE	MPB-2400	1000	5.20	30.45	24.35	21.15
3"	GALV. METAL INSULATION PLATE	MP-3-TF	1000	3.70	21.60	17.25	15.00
3"	REC. GALV. INSULATION PLATE*	MPH-3-TF	1000	3.70	21.60	17.25	15.00

\*MPH PLATE IS RECESSED AND CAN BE USED WITH EITHER HEX HEAD OR PHILLIPS TRUSS HEAD FASTENERS